

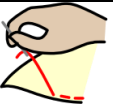





Year 1/2 Design and Technology -Summer 2 - Bag making

Vocabulary	
	Sew - to join with a needle and thread by making a stitch
	Thread - a long, thin strand of cotton
	Seam - the line made by sewing two pieces of fabric together
	Needle - a very fine piece of metal with a sharp point at one end, used for sewing
	Handle - the part of an object designed for holding, moving or carrying.
	Template - a shape drawn to assist in cutting out shapes


By the end of this project, I will know how to:

- Design a functional and appealing product
- Join fabrics using a range of techniques
- Thread a needle
- Use the sewing technique to attach two pieces of fabric
- Evaluate my product by discussing how well it works in relation to its purpose



By the end of this project children will be confident designing for a purpose. They will explore a variety of practical skills resulting in completion of a final product fit for use.

Finishing techniques



Textile paints - glitter



Textile paints - raised



Adding sequins and shiny fabrics



Fabric crayons

